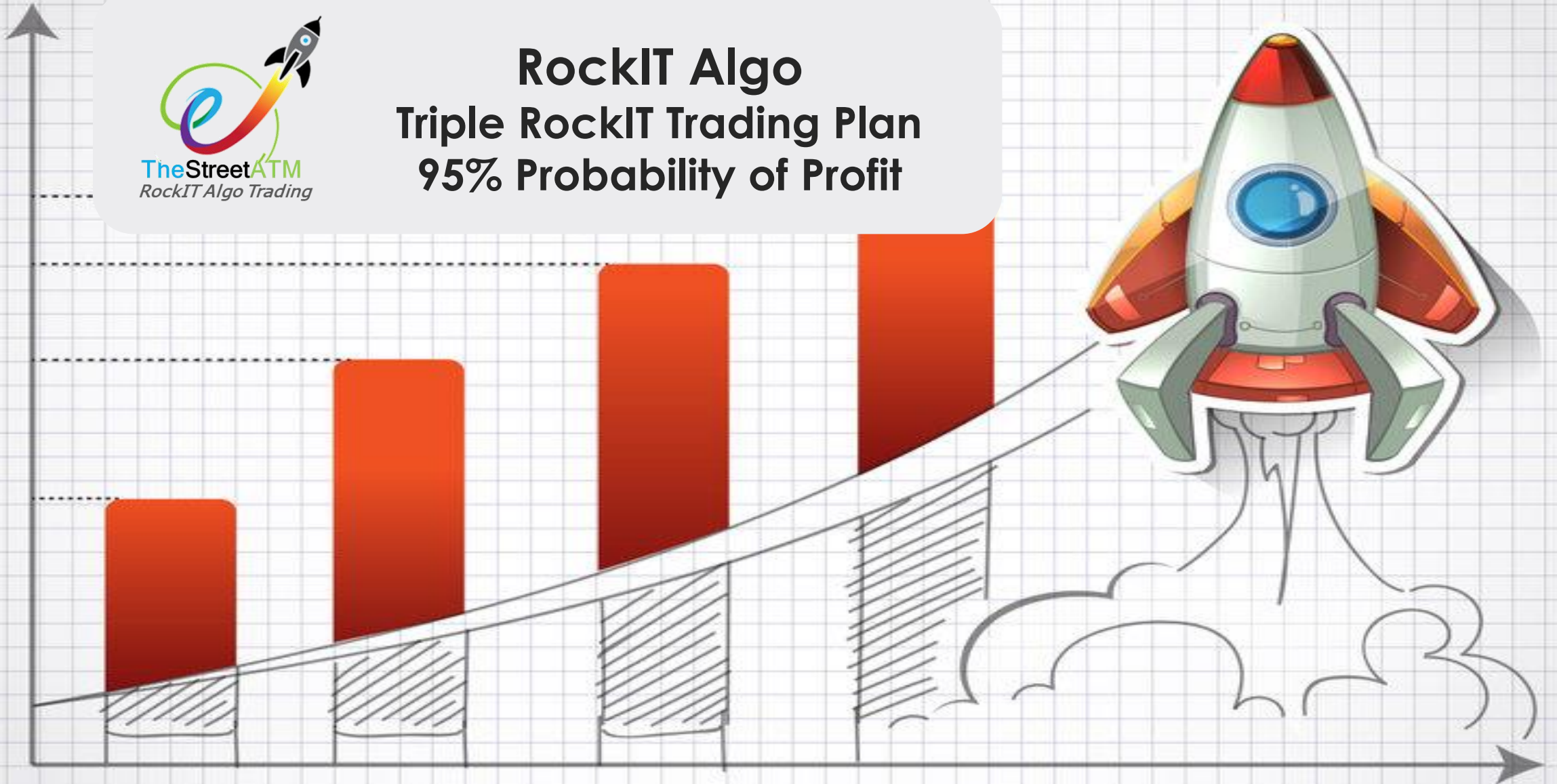




RockIT Algo

Triple RockIT Trading Plan

95% Probability of Profit



RISK DISCLOSURE STATEMENT / DISCLAIMER AGREEMENT

- TheStreetATM[®] is not registered as financial or investment advisors. We are not certified in any area to offer any financial advises or services. We are a data science company that shares knowledge of high probability events. To act & make any form of decision based on information we provide is solely your responsibility.
- Data science is not 100% accurate & there are risks of being incorrect with findings.
- You agree to being the sole person responsible for decisions you make and will not hold TheStreetATM[®] (RockIT Algo[®]) and/or any other subsidiaries liable for any losses you may incur. Investing & trading are 100% risky and you can lose money.



RockIT Algo delivers this
feeling when you trade!

We will show you how to
trade to feel this way!!!



RockIT Algo – Triple RockIT Trading Strategy



What will you learn today?

A RockIT Algo profitable strategy where you trade the three RockIT Algo trading options at one time for any timeframe.

Don't worry it is very simple.

Example:

We trade SPY 1 hour timeframe using all three trading options (scalp, short swing and long swing).

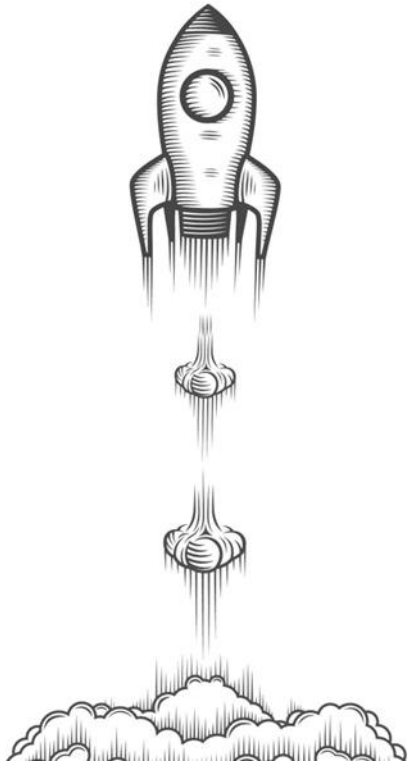


*We will expose our strategy across in this strategy training session.
You will be able to follow the simple steps very easily.*

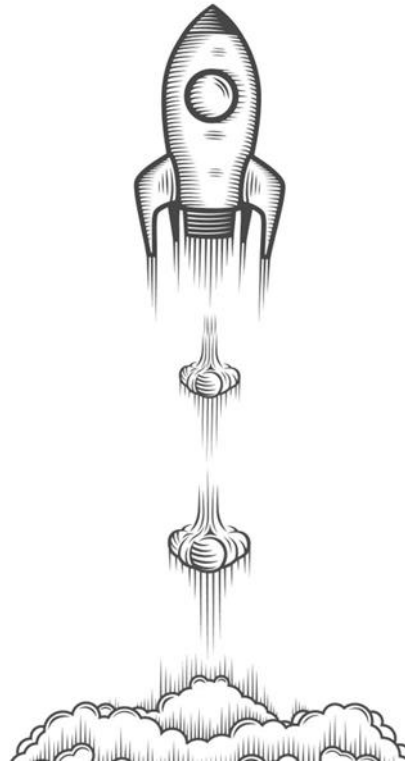
Illustrating an Example - SPY

Trading all three RockIT Algo Options for a Single Time Frame

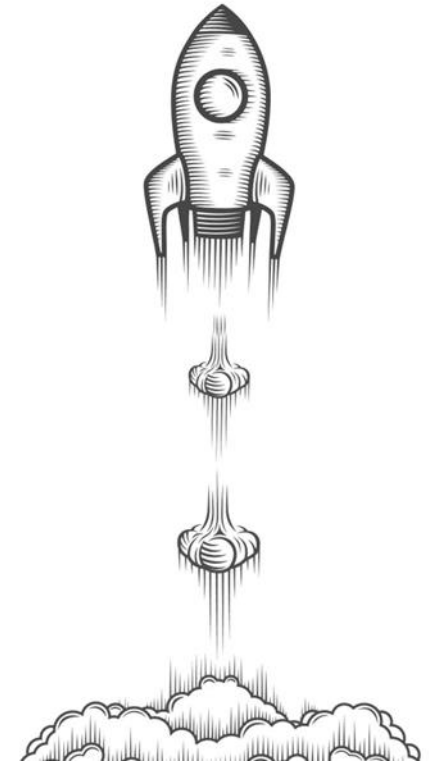
Scalper



Short Swing



Long Swing





SPY PERFORMANCE – TRIPLE ROCKIT – 1 HOUR TIME FRAME

Total Profit = \$225.96 (Back Test – Jan 1 to Oct 15, 2022.)

Stock Screener | Pine Editor | **Strategy Tester** | Trading Panel

RockIT Algo R&D Script 2022-01-01 – 2022-10-15

Overview | Performance Summary | List of Trades | Properties

Net Profit	Total Closed Trades	Percent Profitable	Profit Factor
93.17 USD 0.09%	164	38.41%	1.275

Scalper – 1 Hour RockIT Algo
Total Profit = \$93.17

Stock Screener | Pine Editor | **Strategy Tester** | Trading Panel

RockIT Algo R&D Script 2022-01-01 – 2022-10-15

Overview | Performance Summary | List of Trades | Properties

Net Profit	Total Closed Trades	Percent Profitable	Profit Factor
98.98 USD 0.1%	62	41.94%	1.61

Short Swing – 1 Hour RockIT Algo
Total Profit = \$98.98

Stock Screener | Pine Editor | **Strategy Tester** | Trading Panel

RockIT Algo R&D Script 2022-01-01 – 2022-10-15

Overview | Performance Summary | List of Trades | Properties

Net Profit	Total Closed Trades	Percent Profitable	Profit Factor
38.81 USD 0.04%	17	41.18%	1.413

Long Swing – 1 Hour RockIT Algo
Total Profit = \$38.81



PERFORMANCE – TRIPLE ROCKIT – 1 HOUR TIME FRAME

Total Profit = \$225.96 (Back Test – Jan 1 to Oct 15, 2022.)

Options Trading Profit - Example

Let's say you bought Call (Buy Signal) and Put options (Sell Signal).

You always traded option strike price which had a delta around 0.15 (means option price moves 15 cents for every \$1 of SPY stock).
Option expiry date was 3 to 4 weeks out.

Initial Investment = \$3,000

of Option Contracts = 10 (you traded this quantity always – controls 1000 shares)

Now

Triple RockIT generated profit of \$225.96 (Stock Price Profit)

Options Profit / Loss = $\$0.15 \times \$225.96 = \$33.84$

Now you always bought 10 contract (controls 1000)

So, your options profit will be $\$33.84 \times 1000 = \$33,840$ on capital invested of \$3,000

Return of approx. 1000% in 1st 10.5 months of 2022.

Power of Triple RockIT Trading.



Setting up TradingView chart for Triple RockIT trading.

The RockIT Algo – 2 Steps Trading Plan

Step : 1

TradingView Chart Setup & Alerts

See next slide for set up details.

Step : 2

Get Alert Notification – Set up Alert Notifications

BUY SIGNAL - When You Get BUY Alert

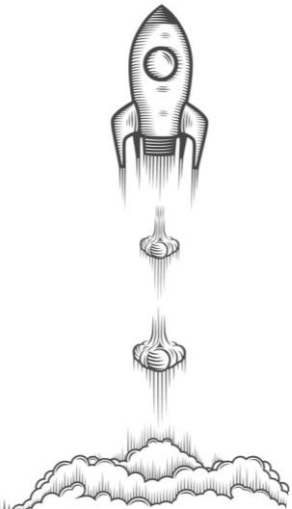
Options

Buy to Open CALL Option & Close to Sell Bought PUT Option

SELL SIGNAL - When You Get SELL Alert

Options

Buy to Open PUT Option & Close to Sell Bought CALL Option



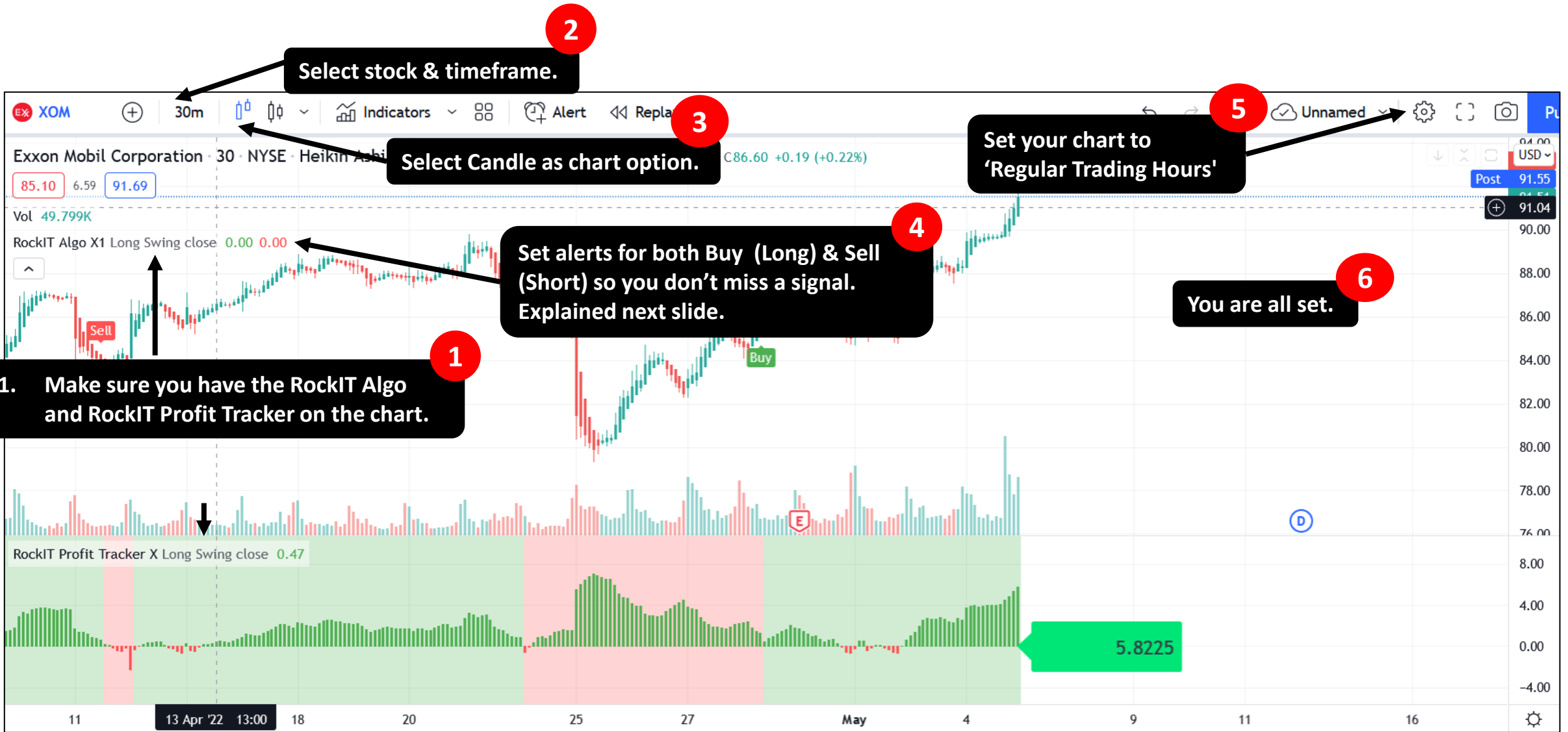
Open Short
Close Long

SELL (SHORT)



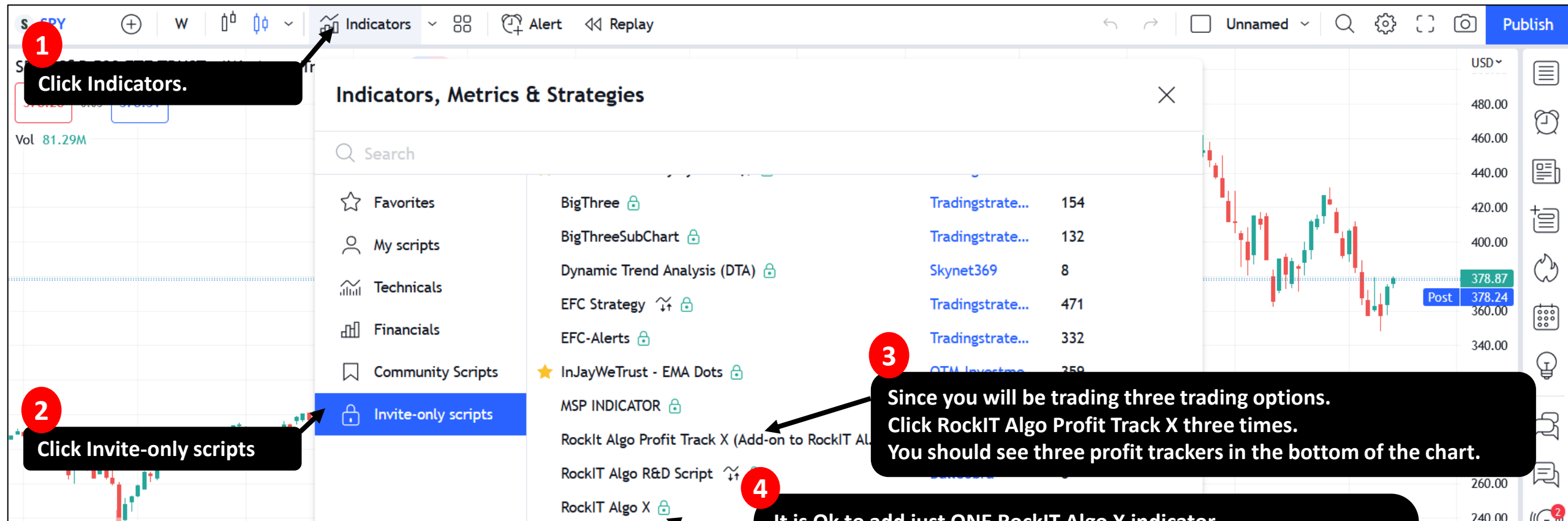
Setting up RockIT Algo within TradingView chart. Getting it ready to Rock & Roll.

Follow the below steps to set up. Each step is very important.



Setting up the Triple RockIT trading chart.

Follow the below steps to set up. Each step is very important.



1 Click Indicators.

2 Click Invite-only scripts

3 Since you will be trading three trading options. Click RockIT Algo Profit Track X three times. You should see three profit trackers in the bottom of the chart.

4 It is Ok to add just ONE RockIT Algo X indicator. Click RockIT X once to add to chart.

Indicator Name	Count
Tradingstrate...	154
Tradingstrate...	132
Skynet369	8
Tradingstrate...	471
Tradingstrate...	332
OTM Inverse...	259

Next slide will display what your chart should look like.



Setting up the Triple RockIT trading chart.

Follow the below steps to set up. Each step is very important.



One RockIT Algo indicator.

THREE - RockIT Algo Profit Trackers

The top tracker should be set to Scalper

The middle tracker should be set to Short Swing

The bottom tracker should be set to Long Swing

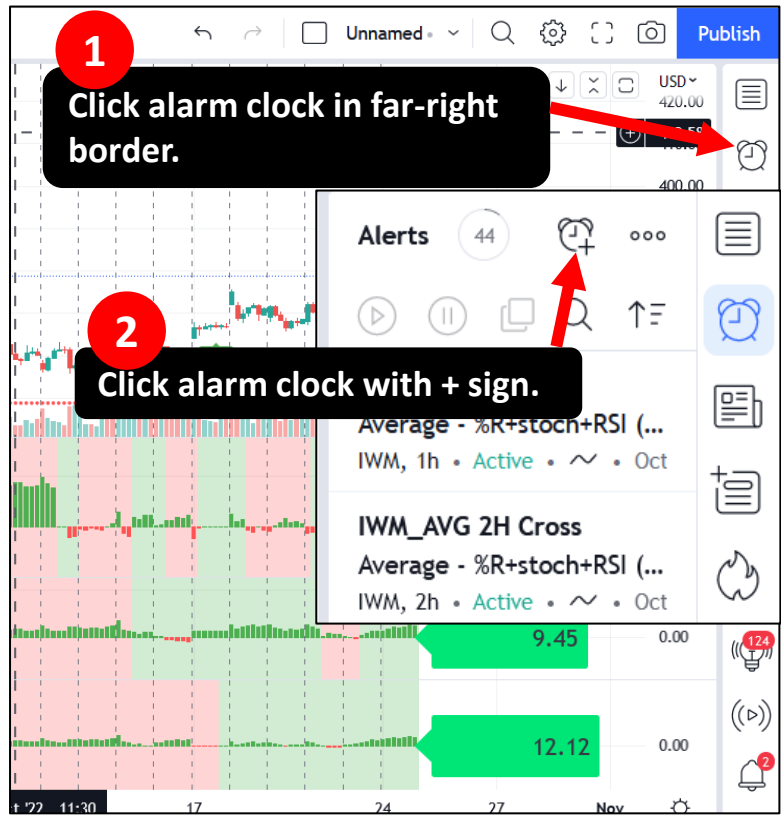


Setting up alerts for Triple RockIT trading.

Setting up RockIT Algo – Alerts Notification

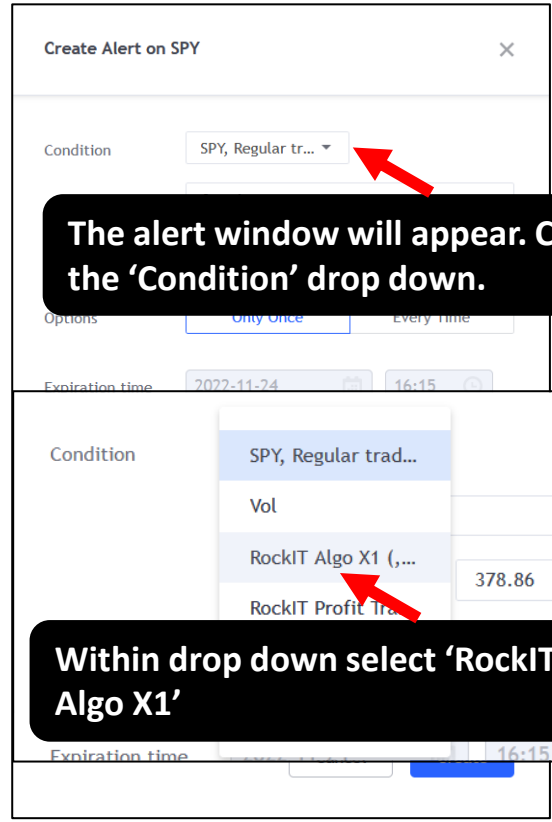
Follow the below steps to set up. Each step is very important.

Set Alerts – Section 1 of 2



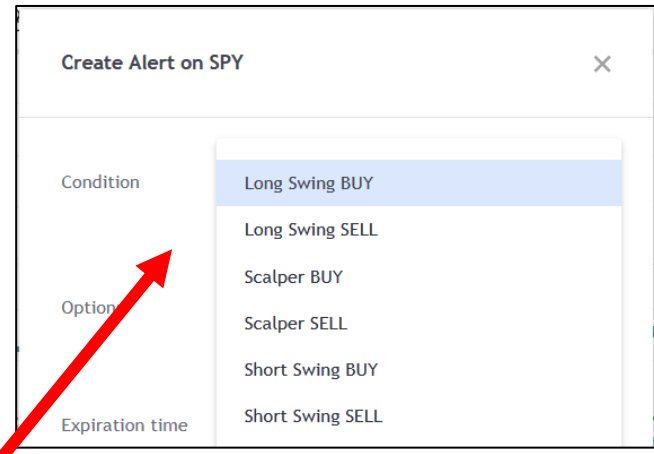
1
Click alarm clock in far-right border.

2
Click alarm clock with + sign.



3
The alert window will appear. Click the 'Condition' drop down.

4
Within drop down select 'RockIT Algo X1'



5
After you select 'RockIT Algo X1', you will view the alert options.

NOW – Since are trading Triple Alerts, you will set alerts for each trading option. You will set 6 alerts.

1. Long Swing Buy
2. Long Swing Short
3. Short Swing Buy
4. Short Swing Short
5. Scalp Buy
6. Scalp Sell

Next slide, explains how to se final and save alerts.

Setting up RockIT Algo – Alerts Notification

Set Alerts – Section 2 of 2

Follow the below steps to set up. Each step is very important.

Selecting the RockIT Algo X1 indicator. Explained previous slide.

Selecting RockIT Algo trading style. Explained previous slide.

VERY IMPORTANT – Select 'Once per Bar Close' to avoid repaint.

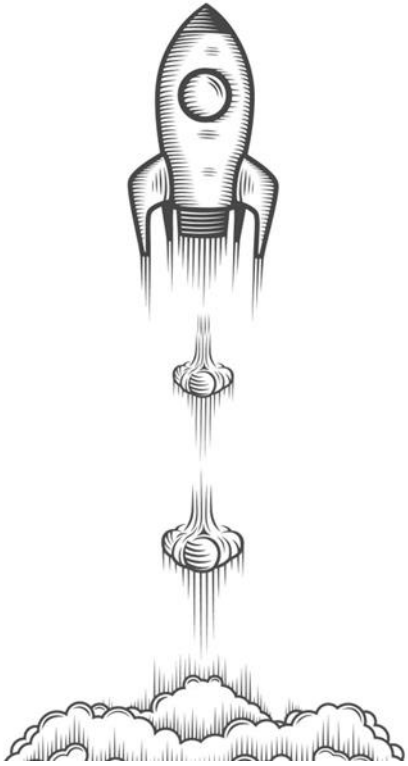
Check the open-ended box. This ensures that the alert is always active and does not have an expiry date.

Check the boxes how you would like to receive alerts.

Provide a simple tag to clearly understand the alert.

Finally, click 'Create' to save alert.

DON'T FORGET TO SET ALERTS FOR ALL THE TRADING OPTIONS.



Losses are Guaranteed.

It is in your hand to minimize losses.

Only way to profit is control losses. PERIOD.

The market is a beast and behaves erratically.

Triple RockIT provides a hedge to ensure that 95% of the time you are in profit zone.

Setting Up Stop Loss.

We are sharing our strategy below as guideline. If you have one that works for you then keep using your strategy.

FOR BUY AFTER BUY SIGNAL - Stop Loss Level

- I usually use the LOWEST value of past 1-4 candles.
- Sometimes if candle length is tall then I use the low of the past 1-2 candles.

Tip

- Feel the volatility, momentum, angle of trend to decide your stop loss level.



NOTE

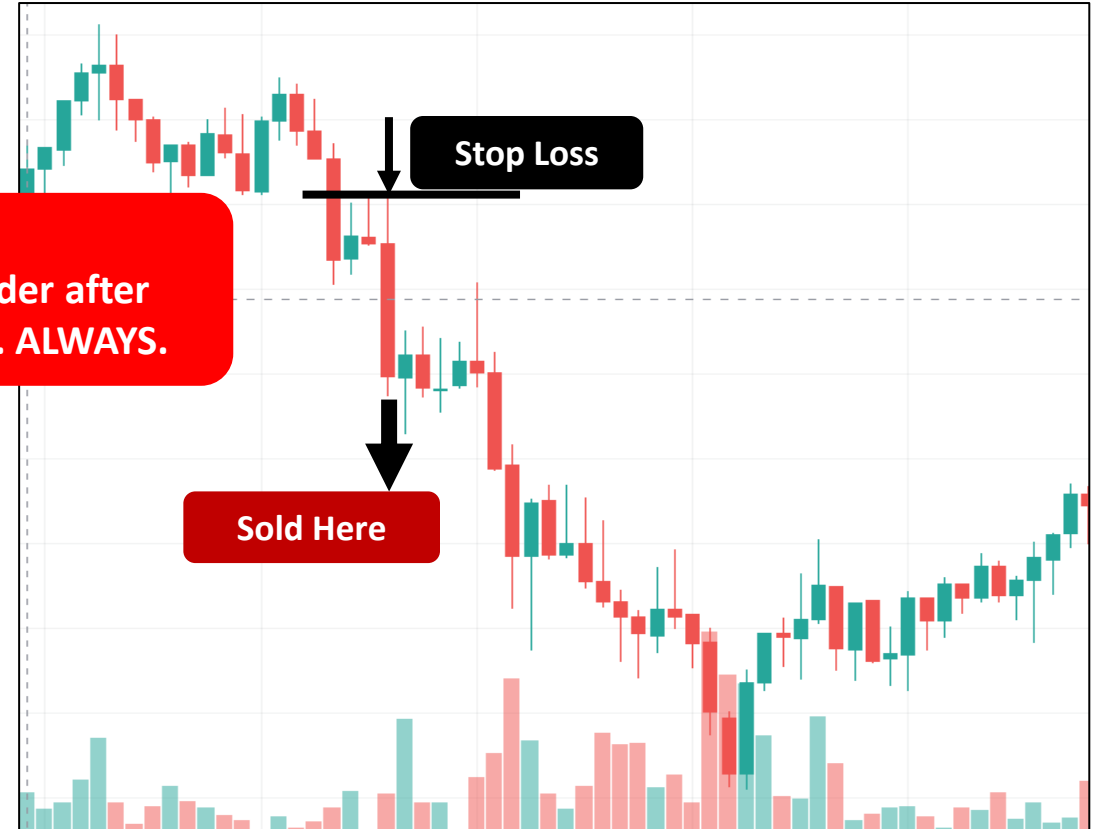
Always put a stop loss order after your signal order is filled. ALWAYS.

FOR SELL AFTER SELL SIGNAL - Stop Loss Level

- I usually use the HIGHEST value of past 1-4 candles.
- Sometimes if candle length is tall then I use the high of the PAST 1-2 candles.

Tip

- Feel the volatility, momentum, angle of trend to decide your stop loss level.





Thank You!!



Our customer success team at RockIT Algo is dedicated to your success. Connect with us anytime you need guidance & we will arrange a 1 on 1 to provide guidance & training to win.

Drop us an email & we will connect to train you 1 on 1. We see no reason to fail.

freetrials@thestreetatm.com



Have not signed up for a free trial?

RockIT Algo Buy / Sell Real Time Trading Signals

Works on TradingView charts only.

If you have an account, then sign up using link in post

OR

Sign up for a free TradingView account & then sign-up using link in post



[Free 30-Day Trial Sign-Up Link](#)

Thank You. Wish you successful trading.

