



RockIT Algo

Profit Trading Strategy Sessions
Trading Plans – Crypto/USD Pairs





RockIT Algo delivers this
feeling when you trade!

We will show you how to
trade to feel this way!!!



RockIT Algo Trading Plans – Double Plus Digit Gains



What will you learn today?

- I. The most profitable RockIT Algo trading style options by timeframes. The best combinations you can focus on to realize double digit gains.
- II. Profit trading using options based on RockIT Algo buy / sell signals.
- III. Realize profits both ways (market up or down).
- IV. Trade for profit using any account size.



*We will expose our strategy across in this strategy training session.
You will be able to follow the simple steps very easily.*

The RockIT Algo – 2 Steps Trading Plan

Profitable P&L



Step : 1

Follow the Signals



SELL (SHORT)

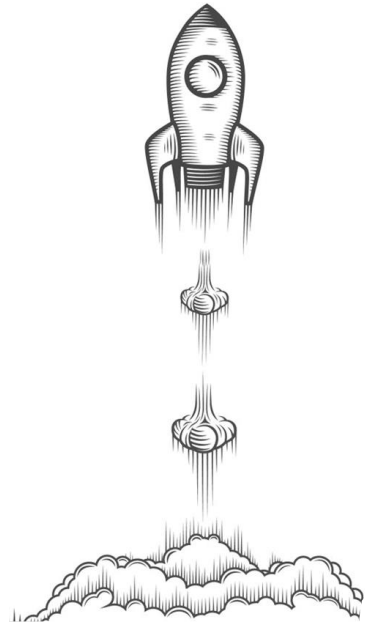
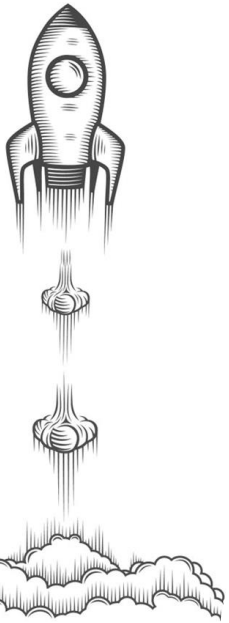


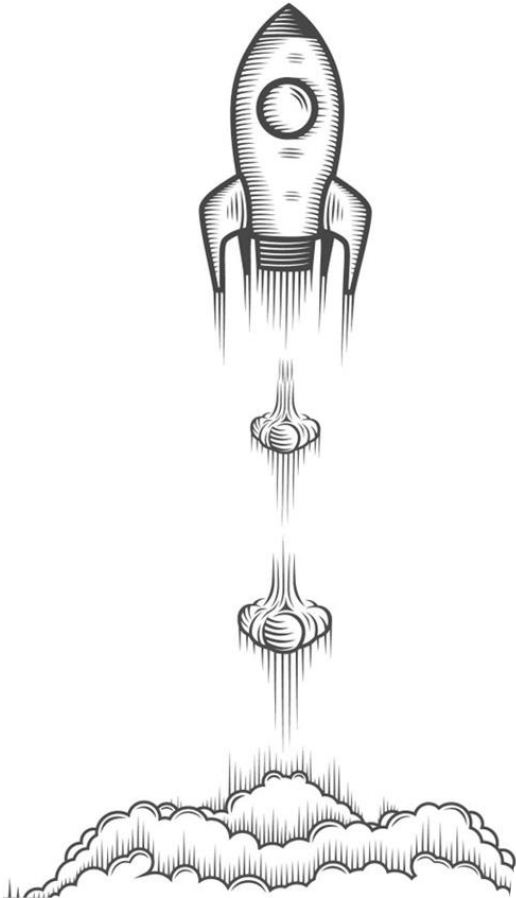
Step : 2

If stop loss amount hit, get out of the trade.

(Increases your Profit – Less Loss[Expenses])

Wait for next signal.





RockIT Algo Profitable Trading Plan

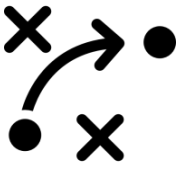
Top Performing CRYPTO / USD Pairs
High Profit Factors

Top 25 Trading Plans within Top 10 Traded Crypto(s)



Note – Past performance does not guarantee future performance. These are findings being shared by back testing RockIT algorithm.

What is Profit Factor? Why Care?



What is Profit Factor?

The profit factor is a mathematical metric that divides the gross profits by the gross losses. The profit factor is basically a ratio of risk reward. Example : If you have a strategy that has accumulated \$500 in profits and \$250 in losses, the profit factor is two.


Basically, Profit Factor 2 means that if I invest \$1, I can expect to get \$2 back from trading the algorithm.

A profit factor higher than 1.5 means that you get half the investment corresponding value in profit, so for each dollar invested you earn 50+ cents.

What is an effective profit factor value? (Our Opinion)

A good profit factor in trading is above 1.7. We would be skeptical if the value is lower than 1.7, but at the same time, we are also skeptical if above 3.5. A realistic profit factor is around 1.75.

Important – You can increase your Profit Factor by implementing stop losses after you place the trade. The effective way to increase profits.



RockIT Algo Trading Plan : CRYPTO / USD Pairs

The top profitable RockIT Algo trading styles by timeframe.

Performance
January 1, 2022, to August 19, 2022.

Profit Factor Rank	Crypto Pair XXX / USD	RockIT Algo Trading Style	Timeframe	Profit Realized Past 7 Months	Profit Factor	Average Bars In Trade	Stop Loss
1	DOGEUSD	Short Swing	4 Hours	\$0.16	3.0	23	Trade Signal to Signal
2	ETHUSD	Long Swing	2 hours	\$2,281.00	2.3	83	\$100.00
3	ADAUSD	Long Swing	2 Hours	\$0.95	2.3	68	Trade Signal to Signal
4	DOGEUSD	Long Swing	1 Hour	\$0.14	2.2	75	Trade Signal to Signal
5	ADAUSD	Long Swing	1 Hour	\$1.18	2.1	76	Trade Signal to Signal
6	SOLUSD	Long Swing	1 Hour	\$126.00	1.9	84	\$2.70
7	SOLUSD	Long Swing	2 Hours	\$82.00	1.9	71	\$5.00
8	ADAUSD	Short Swing	4 Hours	\$1.97	1.9	23	Trade Signal to Signal
9	ETHUSD	Long Swing	1 Hour	\$1,900.00	1.5	68	\$80.00
10	LTCUSD	Long Swing	4 Hours	\$28.00	1.5	72	\$15.00

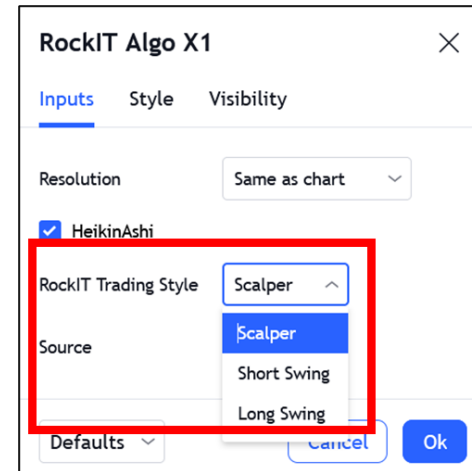
Based on Buying (Long) & Selling (Short) 1 unit.

Gross Profits / Gross Loss.

Average duration of the trade.


Maximum \$ amount to lose if trade goes the other way.

NOTE – Wait till close of candle value of the timeframe you are trading.



Strategy Recommendation : Focus on these RockIT Algo trading styles / time frames to realize best performance gains.

Note – Past performance does not guarantee future performance. These are findings being shared by back testing RockIT algorithm.



RockIT Algo Trading Plan : CRYPTO / USD Pairs

The top profitable RockIT Algo trading styles by timeframe.

Performance
January 1, 2022, to August 19, 2022.

Profit Factor Rank	Crypto Pair XXX / USD	RockIT Algo Trading Style	Timeframe	Profit Realized Past 7 Months	Profit Factor	Average Bars In Trade	Stop Loss
11	SOLUSD	Short Swing	1 Hour	\$130.00	1.5	23	\$2.00
12	ETHUSD	Short Swing	1 hour	\$1,865.00	1.3	21	\$70.00
13	SOLUSD	Short Swing	30 Minutes	\$124.00	1.3	21	\$0.50
14	ADAUSD	Short Swing	15 Minutes	\$1.49	1.3	20	Trade Signal to Signal
15	LTCUSD	Long Swing	1 Hour	\$38.00	1.22	64	\$7.00
16	LTCUSD	Short Swing	4 Hours	\$37.00	1.2	19	\$7.00
17	SOLUSD	Scalp	30 Minutes	\$146.00	1.2	9	\$0.90
18	ADAUSD	Scalp	30 Minutes	\$1.26	1.2	8	Trade Signal to Signal
19	ETHUSD	Long Swing	1 Minute	\$2,990.00	1.1	60	\$6.00
20	ETHUSD	Short Swing	2 Minutes	\$3,146.00	1.1	19	\$6.00

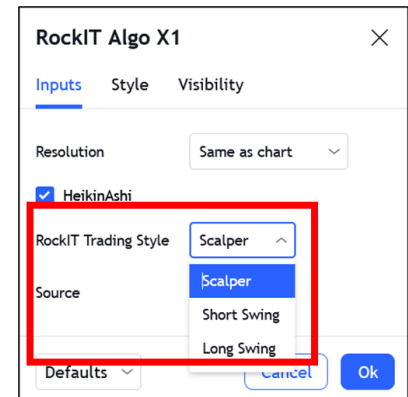
Based on Buying (Long) & Selling (Short) 1 unit.

Gross Profits / Gross Loss.

Average duration of the trade.


Maximum \$ amount to lose if trade goes the other way.

NOTE – Wait till close of candle value of the timeframe you are trading.



Strategy Recommendation : Focus on these RockIT Algo trading styles / time frames to realize best performance gains.

Note – Past performance does not guarantee future performance. These are findings being shared by back testing RockIT algorithm.



RockIT Algo Trading Plan : CRYPTO / USD Pairs

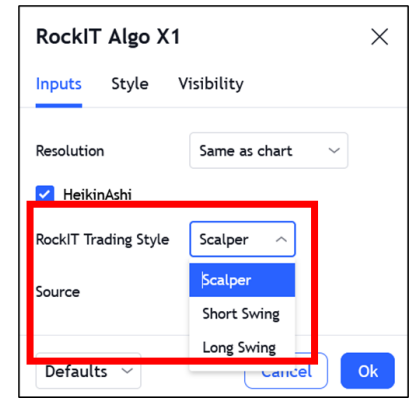
The top profitable RockIT Algo trading styles by timeframe.

Performance
January 1, 2022, to August 19, 2022.

Profit Factor Rank	Crypto Pair XXX / USD	RockIT Algo Trading Style	Timeframe	Based on Buying (Long) & Selling (Short) 1 unit. Profit Realized Past 7 Months	Gross Profits / Gross Loss. Profit Factor	Average duration of the trade. Average Bars In Trade	Stop Loss
21	ETHUSD	Scalp	1 Hour	\$1,778.00	1.1	9	\$80.00
22	SOLUSD	Long Swing	1 Minute	\$164.00	1.1	60	\$0.15
23	SOLUSD	Short Swing	5 Minutes	\$104.00	1.1	20	\$0.50
24	ADAUSD	Short Swing	5 Minutes	\$1.49	1.1	19	Trade Signal to Signal
25	BTCUSD	Scalp	30 Minutes	\$1,901.00	1.09	8	\$250.00
26	BTCUSD	Scalp	5 Minutes	\$18,317.00	1.04	8	\$100.00


Maximum \$ amount to lose if trade goes the other way.

NOTE – Wait till close of candle value of the timeframe you are trading.



Strategy Recommendation : Focus on these RockIT Algo trading styles / time frames to realize best performance gains.

Note – Past performance does not guarantee future performance. These are findings being shared by back testing RockIT algorithm.



1

Profit Factor

You can trade taking into consideration profit tracker or profit generated. It is an individual preference based on trading personality.

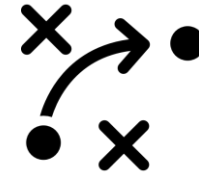
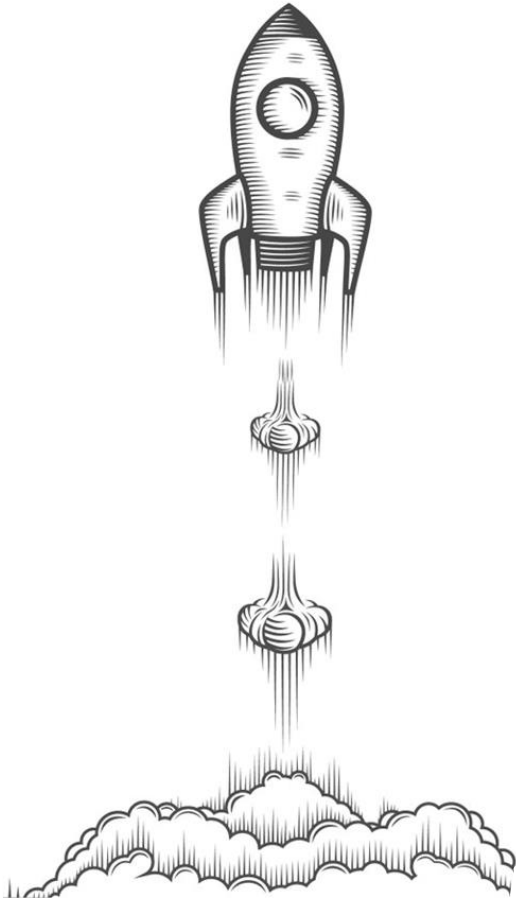
2

Stop Loss

After entering a long or short trade we always put our stop loss orders to minimize losses. The truth and fact is that losses will be there. You control them and you will profit. Treat it as a business – Keep expenses (losses) low and revenue (profit) high.



Cautious



RockIT Algo Trading Plan

Setting up RockIT Algo for Profit



Note – Past performance does not guarantee future performance. These are findings being shared by back testing RockIT algorithm.

The RockIT Algo – 2 Steps Trading Plan

Profitable P&L



Step : 1

Follow the Signals



SELL (SHORT)

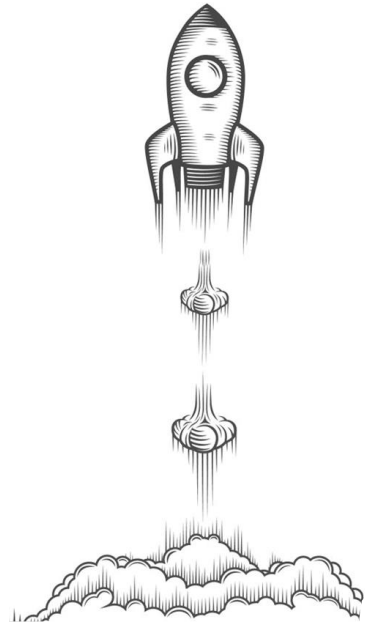
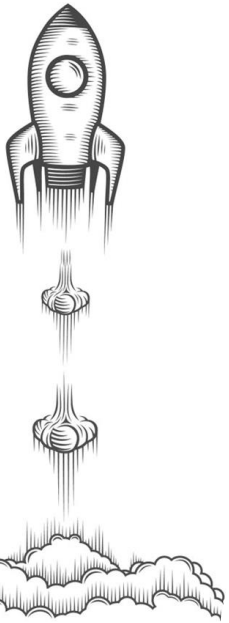


Step : 2

If stop loss amount hit, get out of the trade.

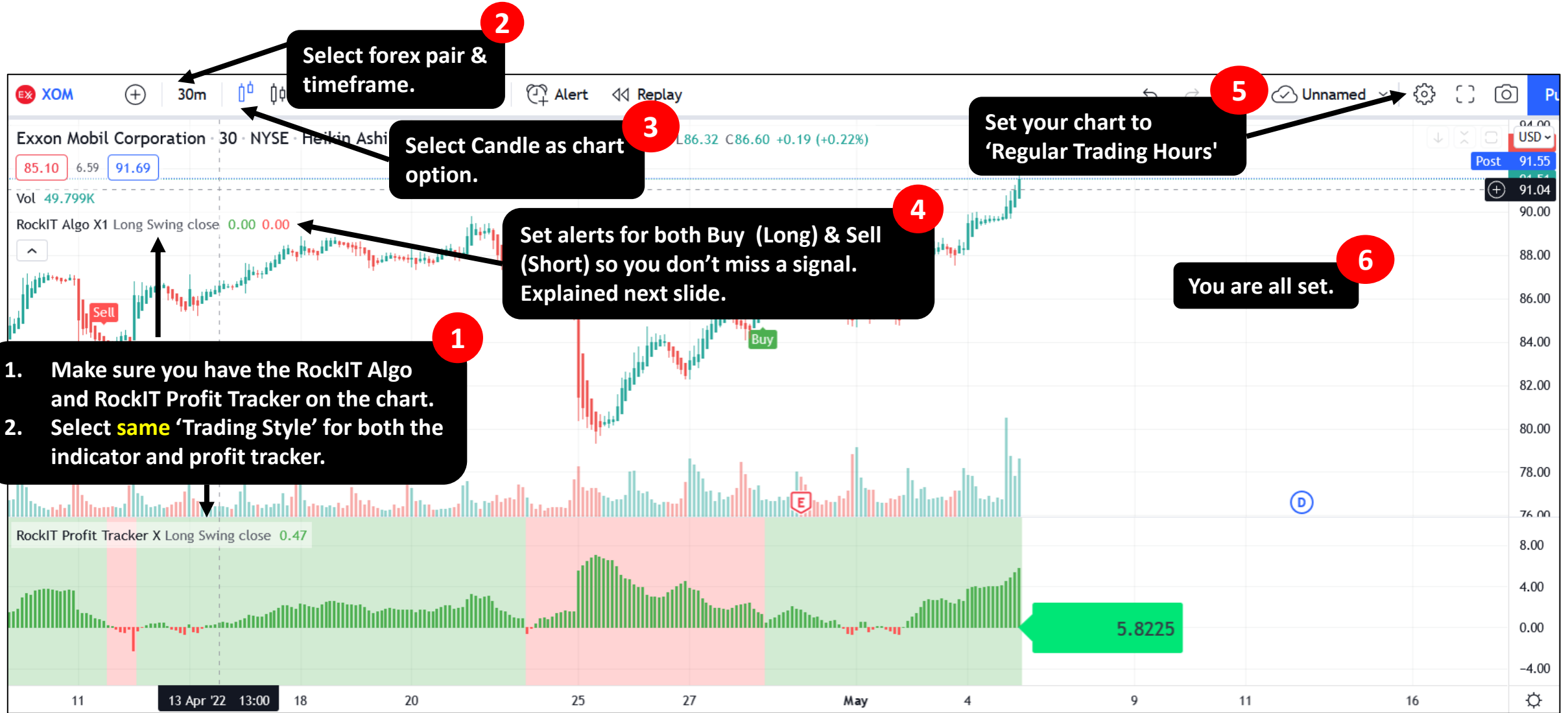
(Increases your Profit – Less Loss[Expenses])

Wait for next signal.



Setting up RockIT Algo within TradingView chart. Getting it ready to Rock & Roll.

Follow the below steps to set up. Each step is very important.



Setting up RockIT Algo – Alerts Notification

Follow the below steps to set up. Each step is very important.

1

Step:1 -> Click the 3 dots on the RockIT Algo indicator strip.
Step:2 -> Click the 'Add Alert' band.

Make sure...

1. Timeframe of the chart is set to the timeframe you will be trading.
2. Trading style is selected for the style you will be trading

Create Alert on APP, 1D

Condition: RockIT Algo X1 ...

Long Swing BUY

Options: Only Once, **Once Per Bar**, Once Per Bar Close, Once Per Minute

Expiration time: 2022-06-19 19:57

Open-ended

Alert actions: Notify on app, Show pop-up, Send email, Webhook URL, More actions

Alert name: _____

Message: RockIT Algo (Long Swing) Buy Signal on

Cancel Create

2

For BUY Alerts

- Select **Trading Style Option BUY** e.g. – If Short then select Short Swing Buy
- Select **Once Per Bar**
- Select Alert Actions
- Scroll Down and 'Create'

3

For SELL Alerts

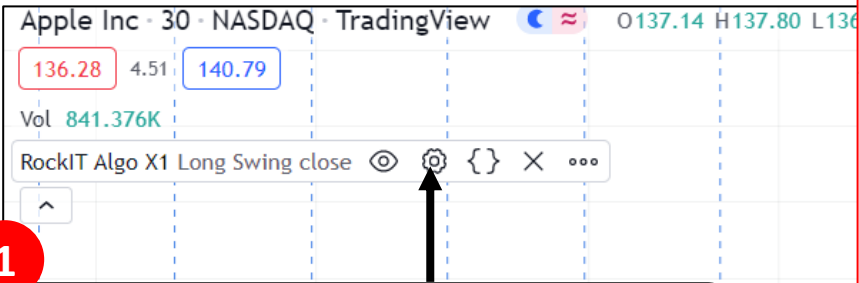
- Select **Trading Style Option SELL** e.g. – If Short then select Short Swing Sell
- Select **Once Per Bar**
- Select Alert Actions
- Scroll Down and 'Create'

You will have to do this 2 separate times. One for each.

Once done, check the alert strip on right side of chart to make sure your alerts are present there for both long swing buy & sell.

Setting up RockIT Algo – Trading RockIT Algo Trading Style

Follow the below steps to set up. Each step is very important.



1. Move your mouse over bar and click the 'Settings' icon.
2. A pop up will appear where you will select type of trading style.

RockIT Algo X1

Inputs Style Visibility

Resolution Chart

HeikinAshi

RockIT Trading Style Long Sw... ^

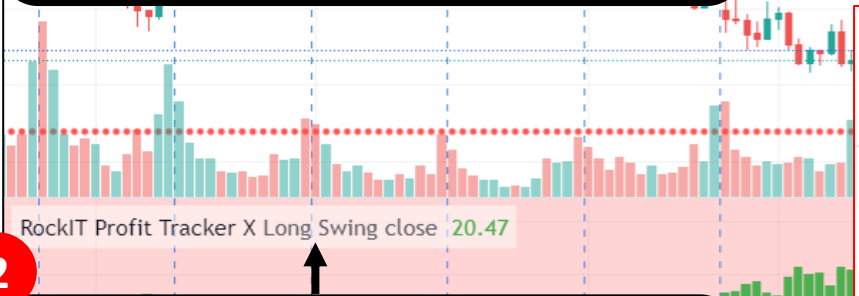
Source

Defaults

Cancel Ok

On completing steps 1 and 2 you are ready to trade RockIT Algo.

NOTE:
Both the indicator & profit trackers have to be set to the same trading styles so you may correctly view the profit / loss for every signal.



1. Move your mouse over bar and click the 'Settings' icon.
2. A pop up will appear where you will select type of trading style.

RockIT Profit Tracker X

Inputs Style Visibility

Resolution Chart

HeikinAshi

RockIT Algo Trading Style (Should be same as RockIT indicator above.) Long Sw... ^

Source

Defaults

Cancel Ok

Setting up RockIT Algo – Trading the Signals

Follow the below steps to set up. Each step is very important.



BUY SIGNAL

When You Get BUY Alert – Buy CALL Option & Close Bought PUT Option

Buying Call Option

- Select option strike price that has around 0.10 Delta.
- Purchase 10 contracts

IF Trading Forex Pair – Buy Signal

Open Long & Close Short.



SELL SIGNAL

When You Get SELL Alert – Buy PUT Option & Close Bought CALL Option

Buying Put Option

- Select option strike price that has around 0.10 Delta.
- Purchase 10 contracts.

IF Trading Forex Pair – Sell Signal

Open Short & Close Long.

Repeat from signal to signal.

Setting up RockIT Algo – The Stop Loss

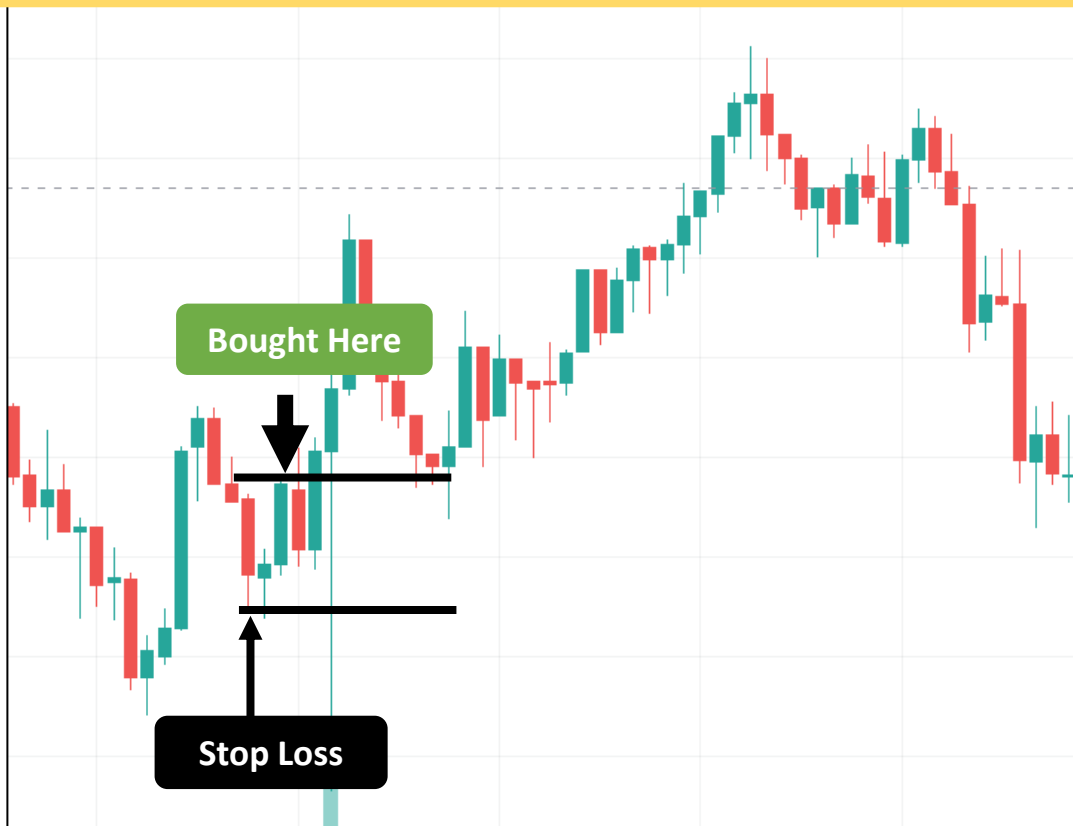
The stop loss amount is subjective in nature and depends on your trading style, volatility and forex price.

Usually, we follow price action to define our stop loss amount. Strategy illustrated below.

Note – Develop your own strategy based on what has worked for you in the past.

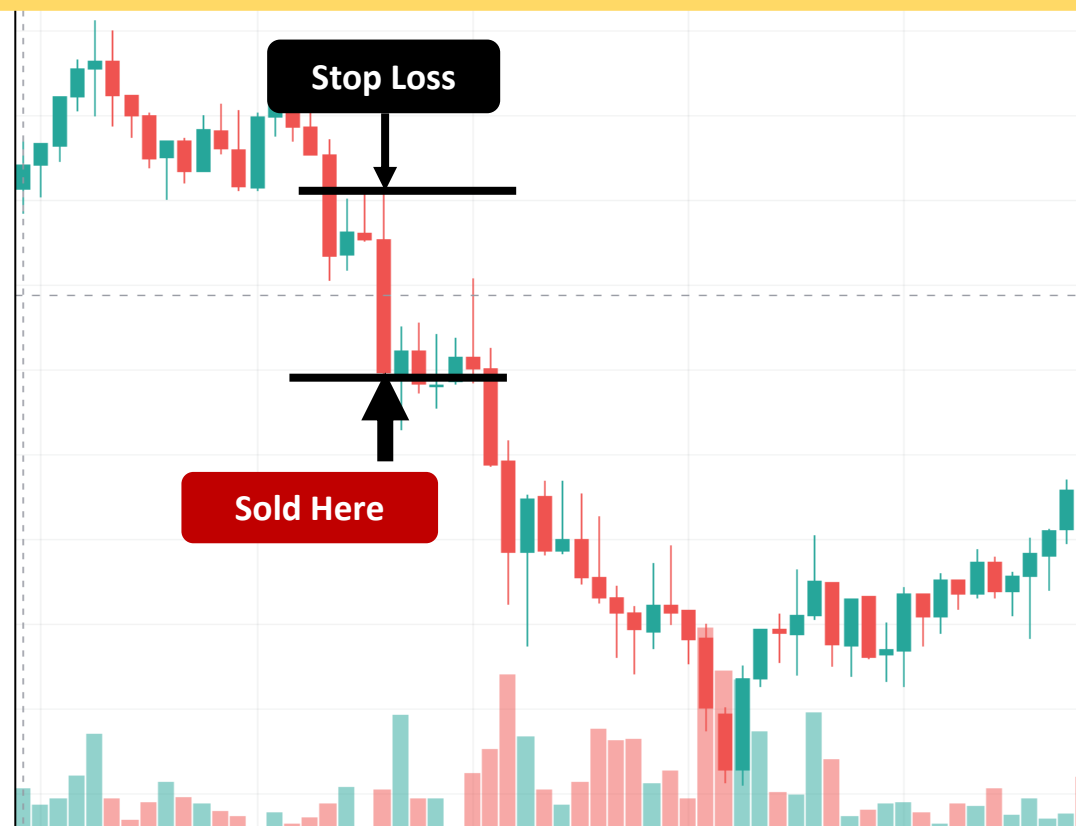
FOR BUY (Long Position) - Stop Loss Level

- We usually use the LOWEST value of past 2-4 candles.
- Sometimes if candle length is tall then I use the low of the tall candle.

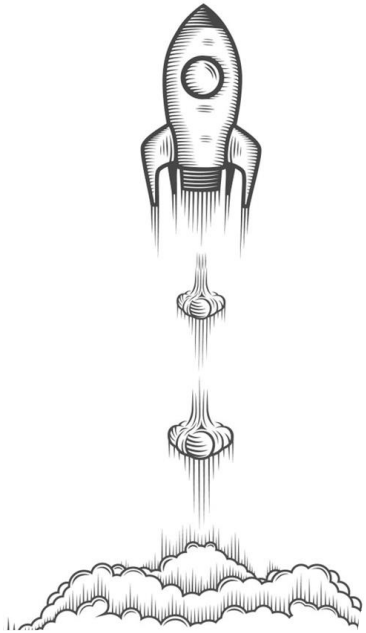


FOR SELL (Short Position)- Stop Loss Level

- We usually use the HIGHEST value of past 2-4 candles.
- Sometimes if candle length is tall then I use the high of the tall candle.



Important points you have to execute for the strategy to be successful.



Stop Loss

It is not necessary to have a stop loss as RockIT Algo takes care of it. However, we trade with a stop loss as this decreases our losses and increases our profits (returns).

We do recommend you put a stop loss in place based on your strategy.

Trade Small

Begin by trading small. Increase size as you collect profits.

Consistent Trading (Options)

1. Trade the same delta for both Call and Put options.
2. Trade the same number of contracts for both Call and Put options. Do not trade unevenly.
3. If you want to increase or decrease, then trade the same number of contracts for both calls & puts.

Consistent Trading (Forex)

1. Trade the same dollar amount for both long (buy) and short (sell).

Why consistent trading?

You want both profit and loss to be on equal footing. Sometimes if you trade bigger and incur a loss then your loss will outweigh your profit because you traded smaller when there was a profit.





Thank You!!



Our customer success team at RockIT Algo is dedicated to your success. Connect with us anytime you need guidance & we will arrange a 1 on 1 to provide guidance & training to win.

Drop us an email & we will connect to train you 1 on 1. We see no reason to fail.

freetrials@thestreetatm.com



Have not signed up for a free trial?

RockIT Algo Buy / Sell Real Time Trading Signals

Works on TradingView charts only.

If you have an account, then sign up using link in post

OR

Sign up for a free TradingView account & then sign-up using link in post



[Free 30-Day Trial Sign-Up Link](#)

Thank You. Wish you successful trading.

